



Presenting the all new **SKYLINE**



**ALL NEW
DESIGN**

**MODERN
TECHNOLOGY**

**ENHANCED
PRODUCT RANGE**

Seating capacity : 42 to 60 seats

EICHER

EUTECH 6

Eicher is creating a new benchmark in the Indian commercial vehicle industry, through a revolutionary BSVI solution that combines global technology with innovative support services. This solution doesn't just make your vehicles BSVI compliant but ensures higher productivity of the bus and profitability of your business.



Euro VI Expertise for 6 years

VECV has been manufacturing and supplying base engines to the Volvo Group since 2013. Over 1,00,000 Euro VI base engines supplied, operating in 41 countries. First to roll out BSVI CV range in India, incorporating expertise of Euro VI technology.




Efficient EATS and engine technology

Best fluid economy: Lower fuel consumption + DEF consumption combined. Reliable EATS + engine technology tested for over 56,00,000 km. Duty cycle based SCR for high reliability & low maintenance.



Enhanced UPTIME

Eicher Uptime Centre for 24x7 support by specialists. GPS enabled service vans just a phone call away. Remote diagnostics for quick repair of BSVI vehicles



**Fuel efficient E474 (3 L) & E494 (3.8L)
CRS engine**



The all new Skyline is completely revamped with distinctively premium looks, wide bus body (OAW: 2350 mm), silent & grease free parabolic suspension and radial tubeless tyres. Skyline school buses offer the right blend of safety, comfort and performance to ensure that every journey of the students is safe and comfortable. BSVI skyline range is driven by state-of-the-art engines which provide powerful performance. Its superior fuel efficiency coupled with lower maintenance cost leads to high profitability.



Evolution in safety

Low step height and aisle side grab handles are provided for ease of boarding and movement in the bus. Window guard rails, anti-slip flooring in passenger area and step-well, peep window and seat back handles provide uncompromised safety. The buses are equipped with emergency exits and FDSS to ensure safety in emergency situations.




Window guard rails

Low step height & anti slip flooring



Anti roll bar



Fire detection & suppression system





New gen features

Eicher live lets you track your vehicle and glance at vital performance parameters at the touch of a button. Mbooster+ & Fuel coaching encourage and enable the driver to operate the bus in the most fuel efficient manner. The intelligent driver information system keeps the driver informed of all the key parameters through an easy to read display and tell-tales.



Spacious seating

Comfort & convenience

Skyline school buses offer wide and comfortable seats, silent parabolic suspensions and tubeless tyres for superior ride comfort. Under seat bag trays, bottle hangers and hatracks provide convenient storage for all school necessities. The complete school range is available with AC option making the skyline school range the best transport solution for students.

Reliable & strong

Eicher's all new E474 & E494 engine delivers high power and torque while remaining true to the promise of best in class fuel efficiency. The skyline range comes with the highly reliable Domex® chassis, corrosion free HDPE DEF tank and organic clutch with clutch wear indicator.



Next gen engine



Mbooster+

Fuel coaching

Eicher Live

Factory built AC bus range

Convenient storage

Parabolic suspension


Durable Domex chassis

Clutch booster

HDPE DEF tank



Model Name		2075 H	2090 L	2112 M
Platform		LP	LP	LP
Engine		E474	E474	E494
Power	Non AC	120 hp (90kW) @ 3200 rpm	140 hp (105kW) @ 3200 rpm	160 hp (120kW) @ 2600rpm
	AC	140 hp (105kW) @ 3200 rpm		
Torque	Non AC	350 Nm @ 1200 - 2500 rpm	400 Nm @ 1200 - 2500 rpm	500 Nm @ 1200-1800 rpm
	AC	400 Nm @ 1200 - 2500 rpm		
Transmission		5 Speed +1 Rev	6 Speed + 1 Rev	6 Speed + 1 Rev
Suspension (Front & Rear)		Parabolic with front ARB	Parabolic with front ARB	Weveller
Tyres		235/75 R17.5	235/75 R17.5	9R20-16PR
Fuel tank capacity (L)		100	160	190
Seating capacity	3x2	41 + CD + D	51 + CD + D	59 + CD + D (3x3)
Width (mm)		2350	2350	2590
Wheel base (mm)		4320	5240	5330



We manufacture buses with high level of precision by using advance technology like panel fittings, inverter based welding, shower testing, robotic painting and pneumatic grippers in our modern bus plant to deliver superior build quality.

Factory built AC variants



Fuel coaching



Cruise control



Structure using jigs & Fixtures



Glass Fixture



Ultra-Modern Facility



Shower Testing



Robotic Painting



Cabin Drop